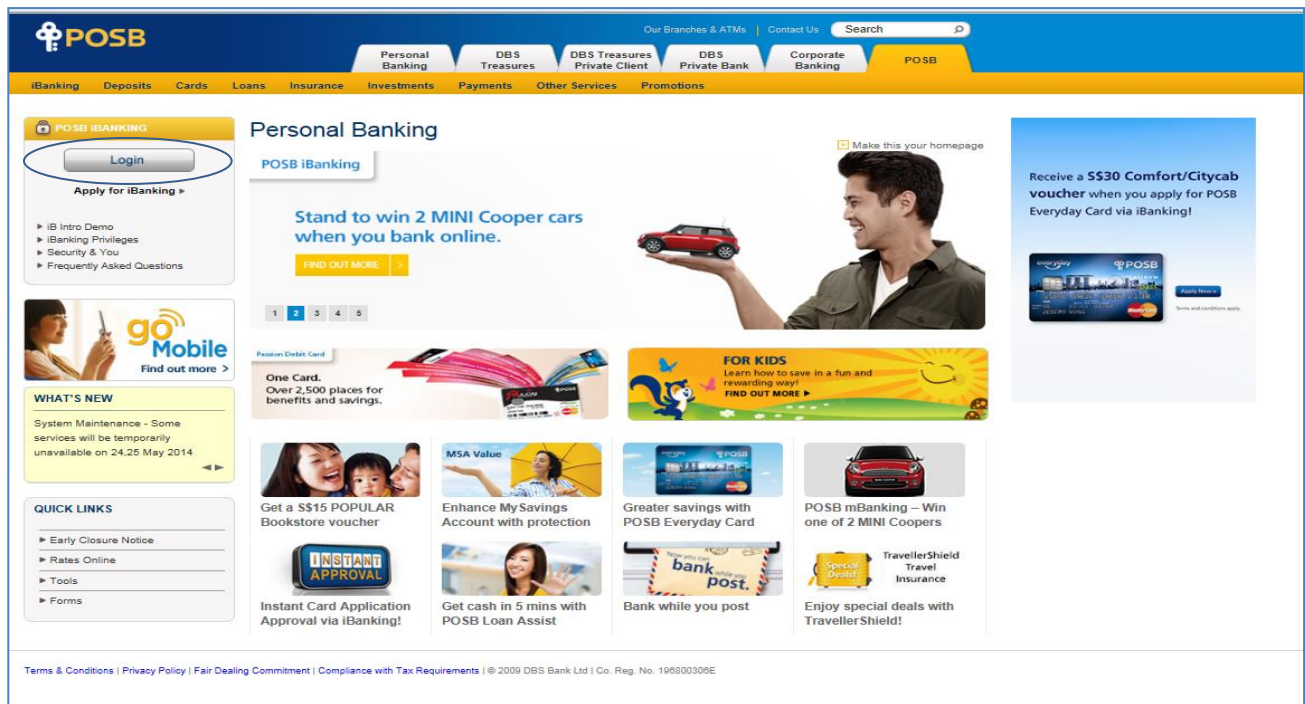
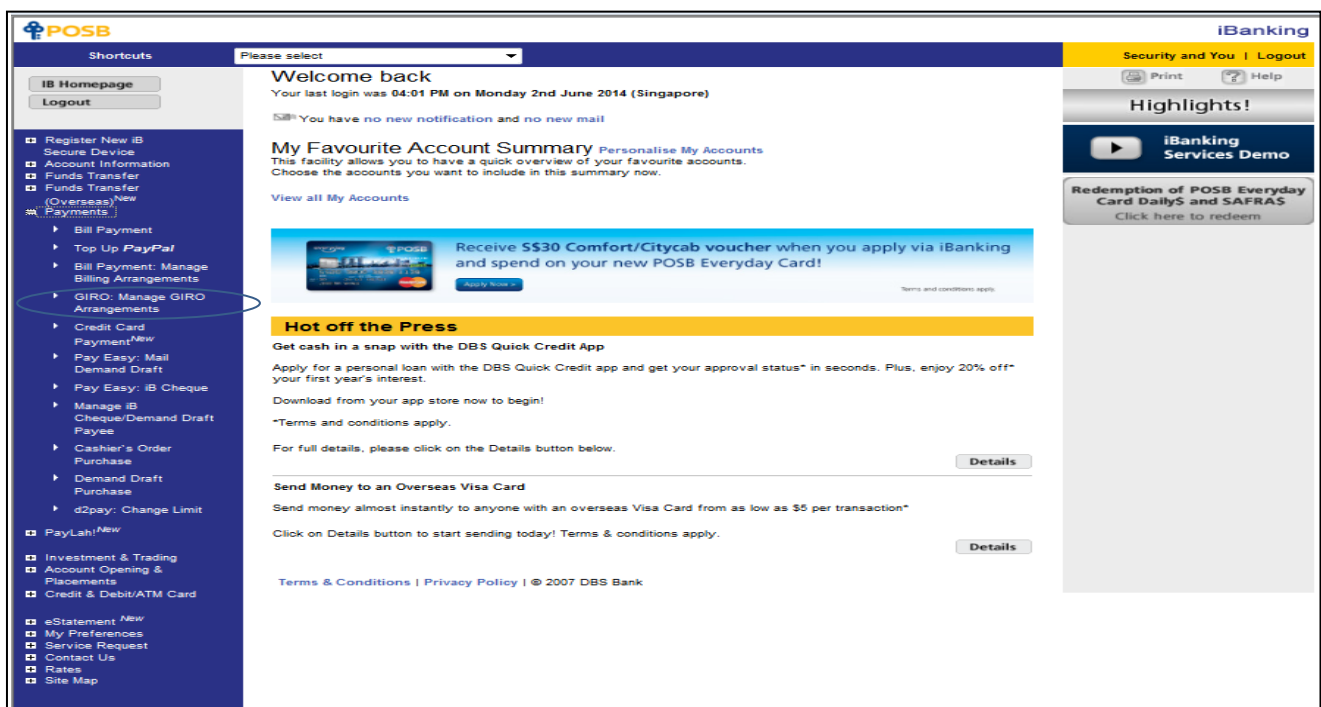


ONLINE GIRO APPLICATION (For POSB Internet Banking Account Holders)

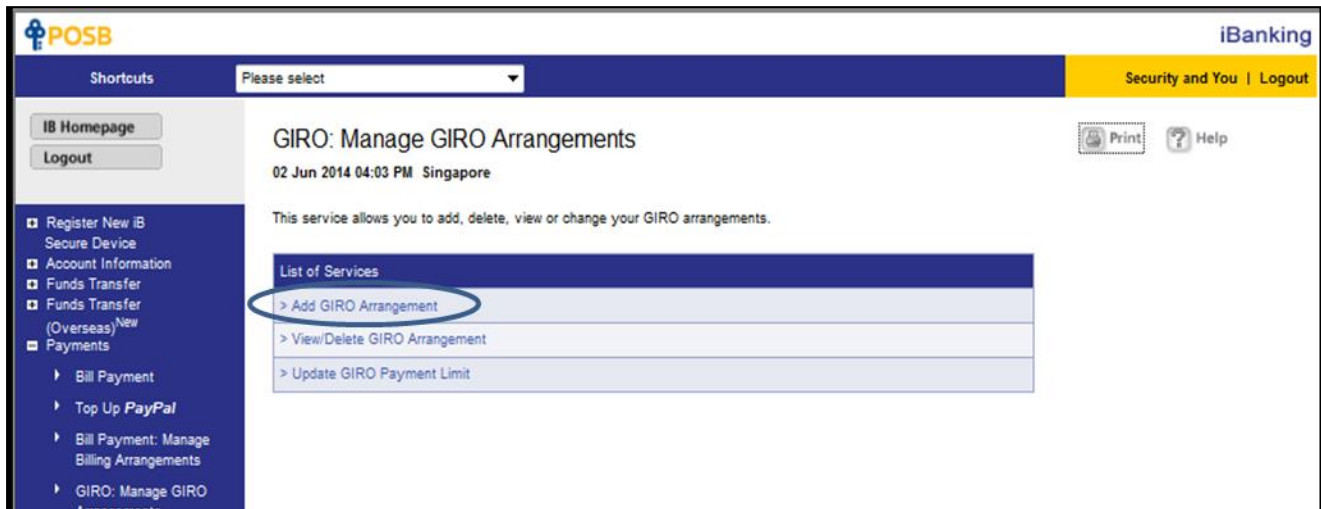
Step 1: Log in to <http://www.posb.com.sg/personal/default.page>.



Step 2: Click <GIRO: Manage GIRO Arrangements>



Step 3: Select <Add GIRO Arrangement>



POSB iBanking

Shortcuts Please select

IB Homepage Logout

GIRO: Manage GIRO Arrangements

02 Jun 2014 04:03 PM Singapore

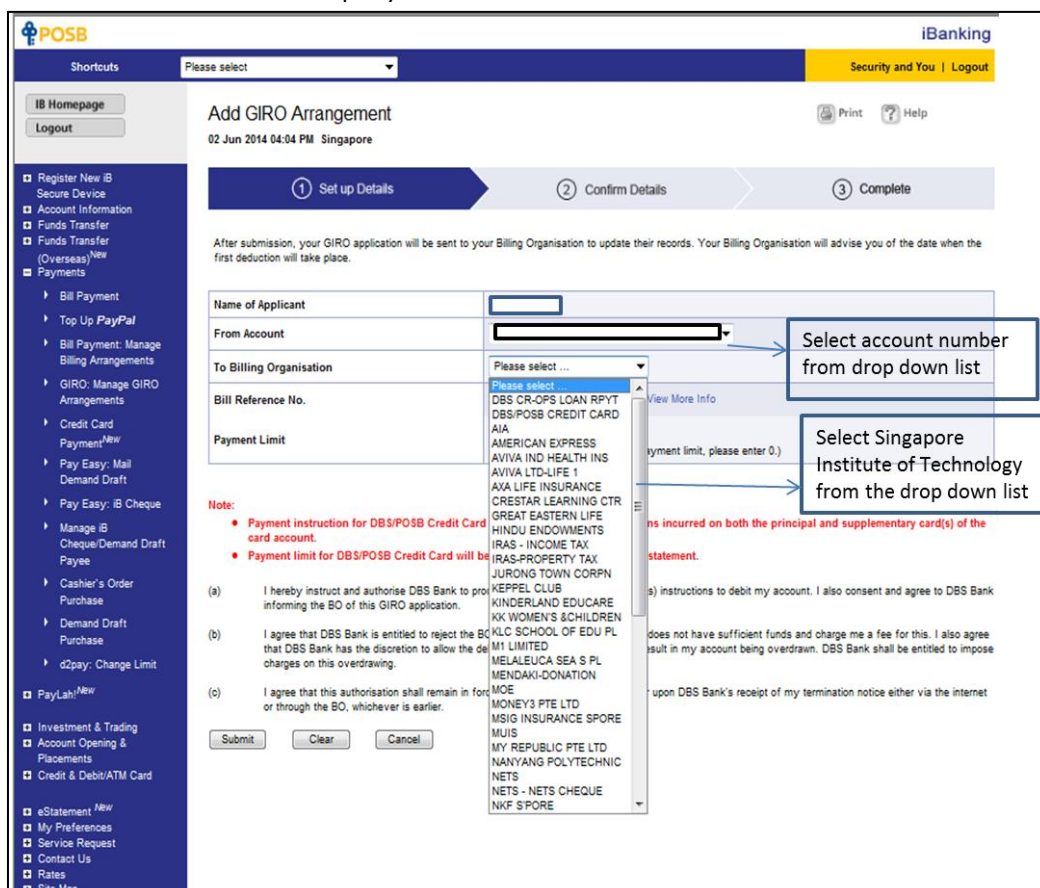
This service allows you to add, delete, view or change your GIRO arrangements.

List of Services

- > Add GIRO Arrangement
- > View/Delete GIRO Arrangement
- > Update GIRO Payment Limit

Register New iB
Secure Device
Account Information
Funds Transfer
Funds Transfer (Overseas)^{New}
Payments
Bill Payment
Top Up PayPal
Bill Payment: Manage Billing Arrangements
GIRO: Manage GIRO Arrangements

Step 4: Name of Applicant: Name of Account Holder
 From Account: Bank Account for Deduction
 To Billing Organisation: Singapore Institute of Technology (SIT)
 Bill Reference No : < Student Matric No>
 Payment Limit : <To maintain sufficient amount to meet the full payment>



POSB iBanking

Shortcuts Please select

IB Homepage Logout

Add GIRO Arrangement

02 Jun 2014 04:04 PM Singapore

1 Set up Details 2 Confirm Details 3 Complete

After submission, your GIRO application will be sent to your Billing Organisation to update their records. Your Billing Organisation will advise you of the date when the first deduction will take place.

Name of Applicant

From Account

To Billing Organisation

Bill Reference No.

Payment Limit

Note:

- Payment instruction for DBS/POSB Credit Card account.
- Payment limit for DBS/POSB Credit Card will be

(a) I hereby instruct and authorise DBS Bank to pro-
informing the BO of this GIRO application.

(b) I agree that DBS Bank is entitled to reject the B-
that DBS Bank has the discretion to allow the de-
charges on this overdrawing.

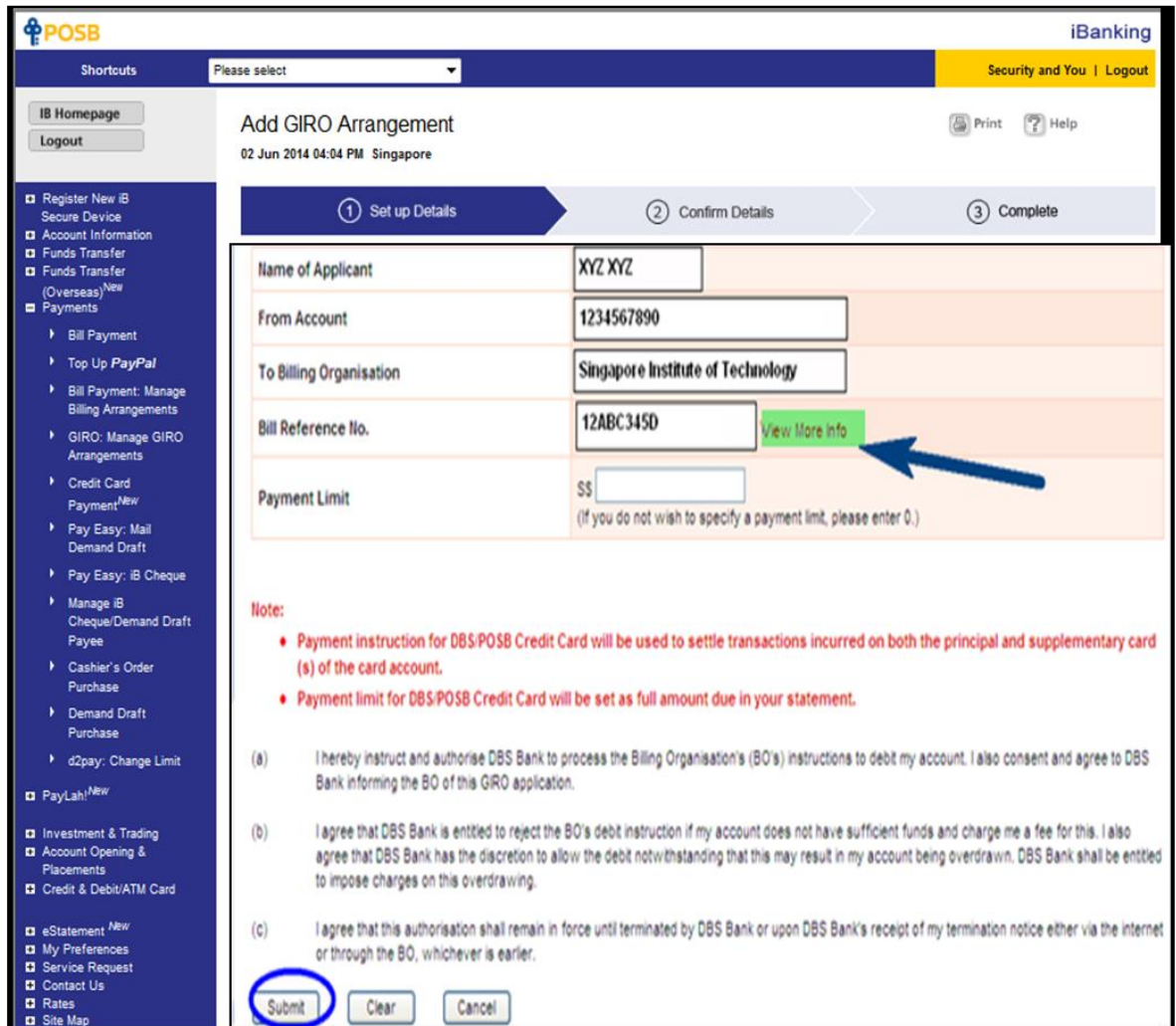
(c) I agree that this authorisation shall remain in for-
or through the BO, whichever is earlier.

Submit Clear Cancel

Select account number from drop down list

Select Singapore Institute of Technology from the drop down list

Step 5: Click <Submit>



POSB iBanking

Shortcuts Please select

Security and You | Logout

IB Homepage Logout

Add GIRO Arrangement

02 Jun 2014 04:04 PM Singapore

1 Set up Details 2 Confirm Details 3 Complete

Name of Applicant	XYZ XYZ
From Account	1234567890
To Billing Organisation	Singapore Institute of Technology
Bill Reference No.	12ABC345D View More Info
Payment Limit	SS <input type="text"/> (If you do not wish to specify a payment limit, please enter 0.)

Note:

- Payment instruction for DBS/POSB Credit Card will be used to settle transactions incurred on both the principal and supplementary card (s) of the card account.
- Payment limit for DBS/POSB Credit Card will be set as full amount due in your statement.

(a) I hereby instruct and authorise DBS Bank to process the Billing Organisation's (BO's) instructions to debit my account. I also consent and agree to DBS Bank informing the BO of this GIRO application.

(b) I agree that DBS Bank is entitled to reject the BO's debit instruction if my account does not have sufficient funds and charge me a fee for this. I also agree that DBS Bank has the discretion to allow the debit notwithstanding that this may result in my account being overdrawn. DBS Bank shall be entitled to impose charges on this overdrawn.

(c) I agree that this authorisation shall remain in force until terminated by DBS Bank or upon DBS Bank's receipt of my termination notice either via the internet or through the BO, whichever is earlier.

Submit Clear Cancel